

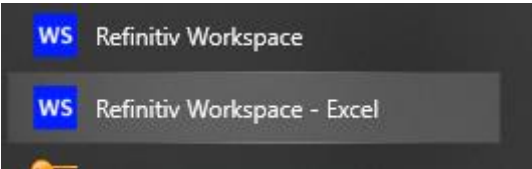
Forecasts

in LSEG Workspace

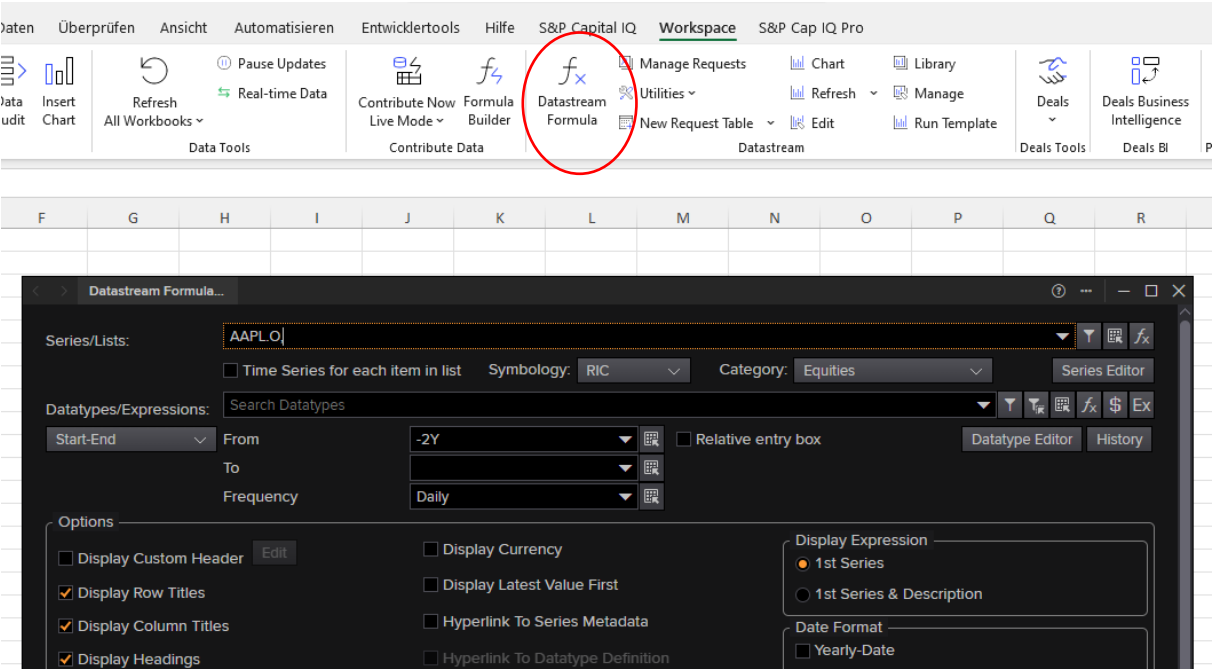
Students Manual

In LSEG Workspace incl. Datastream, you have access to forecast values from IBES, covering forecasted Earnings per Share, EBIT, and other financial parameters. These values represent the consensus of forecasts from IBES experts and are presented as mean values.

To access historical forecasted values from IBES, you'll need to use Datastream integrated into the Workspace Excel Add-on.

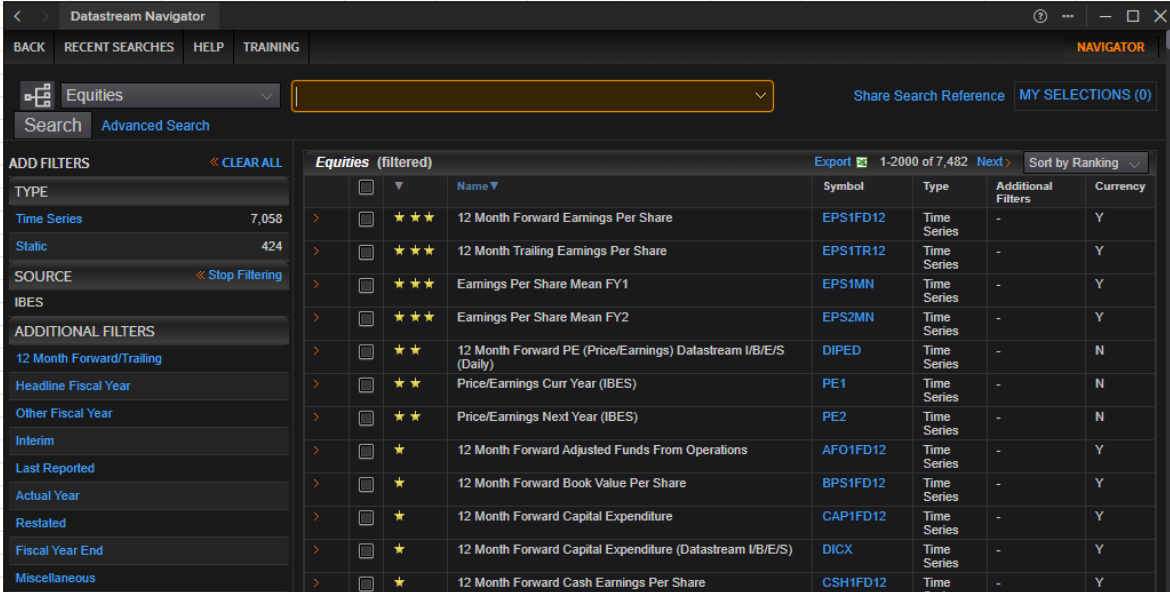


Select Datastream Formula. Within the "Find Series" bar, select all the necessary companies for your search. Make sure to check the box next to "RIC" if you're searching for companies using their tickers.



Find Datatypes

Select IBES



The screenshot shows the Datastream Navigator interface. At the top, there are navigation buttons: BACK, RECENT SEARCHES, HELP, and TRAINING. The main search area has a dropdown menu set to 'Equities' and a search bar. Below the search bar, there are buttons for 'Search' and 'Advanced Search'. On the left side, there are filter sections: 'ADD FILTERS' with a 'CLEAR ALL' button, 'TYPE' with 'Time Series' (7,058) and 'Static' (424), 'SOURCE' with 'IBES' and 'Stop Filtering', and 'ADDITIONAL FILTERS' with various options like '12 Month Forward/Trailing', 'Headline Fiscal Year', etc. The main table displays search results for 'Equities (filtered)'. The table has columns for Name, Symbol, Type, Additional Filters, and Currency. The results list various financial metrics such as '12 Month Forward Earnings Per Share', 'Earnings Per Share Mean FY1', and 'Price/Earnings Curr Year (IBES)'. Each row includes a checkbox, a star rating, and a right-pointing arrow.

Name	Symbol	Type	Additional Filters	Currency
12 Month Forward Earnings Per Share	EPS1FD12	Time Series	-	Y
12 Month Trailing Earnings Per Share	EPS1TR12	Time Series	-	Y
Earnings Per Share Mean FY1	EPS1MN	Time Series	-	Y
Earnings Per Share Mean FY2	EPS2MN	Time Series	-	Y
12 Month Forward PE (Price/Earnings) Datastream I/B/E/S (Daily)	DIPED	Time Series	-	N
Price/Earnings Curr Year (IBES)	PE1	Time Series	-	N
Price/Earnings Next Year (IBES)	PE2	Time Series	-	N
12 Month Forward Adjusted Funds From Operations	AFO1FD12	Time Series	-	Y
12 Month Forward Book Value Per Share	BPS1FD12	Time Series	-	Y
12 Month Forward Capital Expenditure	CAP1FD12	Time Series	-	Y
12 Month Forward Capital Expenditure (Datastream I/B/E/S)	DICX	Time Series	-	Y
12 Month Forward Cash Earnings Per Share	CSH1FD12	Time Series	-	Y

Change the Frequency to Annual before submitting the request, as all forecasted values are provided in an annual format.

Note

Any spreadsheets you created with the old **Datastream** should be fully compatible with Workspace. The user interface is different in Workspace since it combines time series and static requests into one menu, but the Datastream Navigator and formulas are the same.

[This document](#) from ESDC Rotterdam provides additional screenshots and instructions. Once you have read these instructions you can continue to use the existing Students manuals for Datastream.