

# LSEG

## Eikon Certification

### Students Guide

<https://www.lseg.com/en/training/learning-centre/certification/eikon-certification>

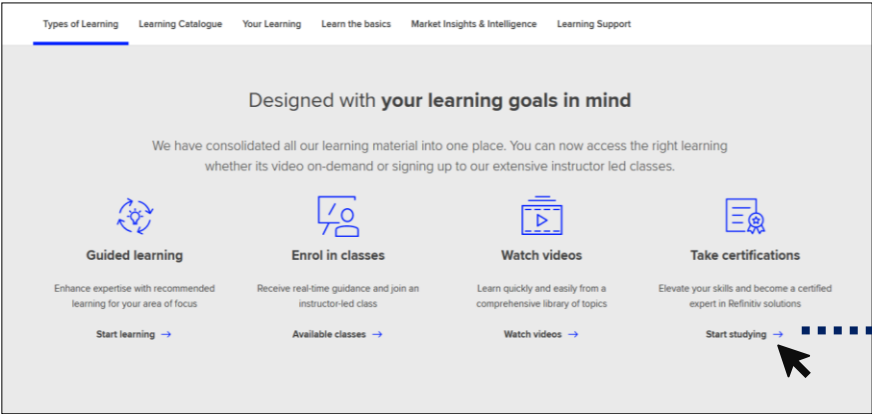
# Summary

- 1. Student Sign Up..... 3**
- 2. Course Structure ..... 5**
- 3. Eikon Certification Assessment..... 7**
- 4. Downloading Your Certificate ..... 8**
- 5. Student FAQ ..... 9**

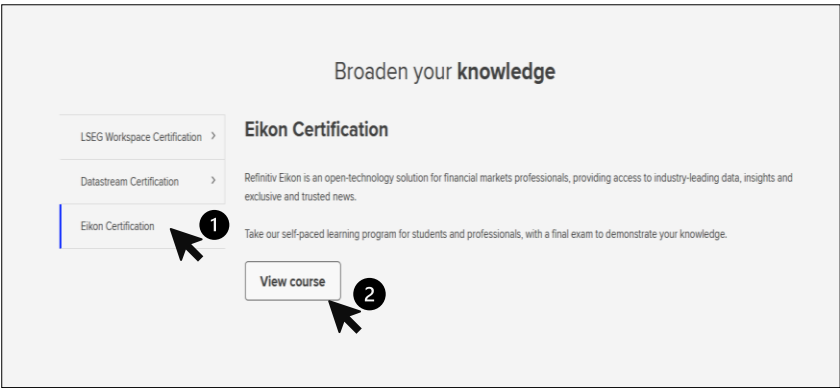
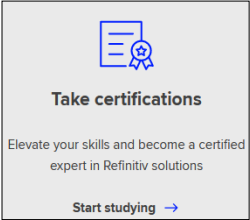
# 1. Student Sign Up

The Eikon certification program is accessible via the LSEG Learning Center page ([Learning Centre | LSEG](#)) after a one-time registration by WU employees and WU students using their WU email addresses (@s.wu.ac.at or @wu.ac.at). If you already have an account for LSEG learning Center, you do not need to register.

If you are not registered with LSEG, you can do so through the Learning Center webpage. As a new user, access one of the LSEG courses.

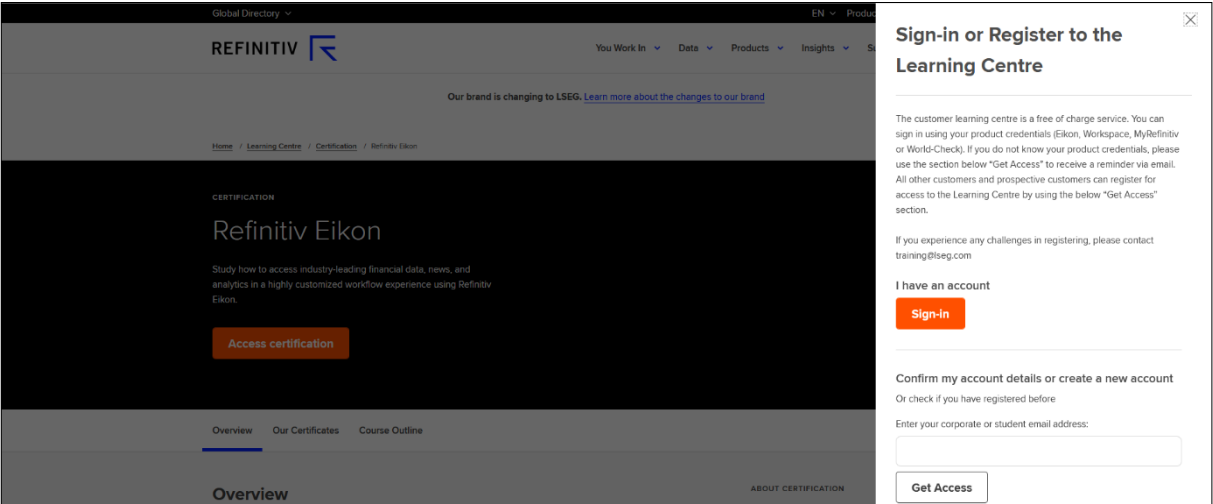
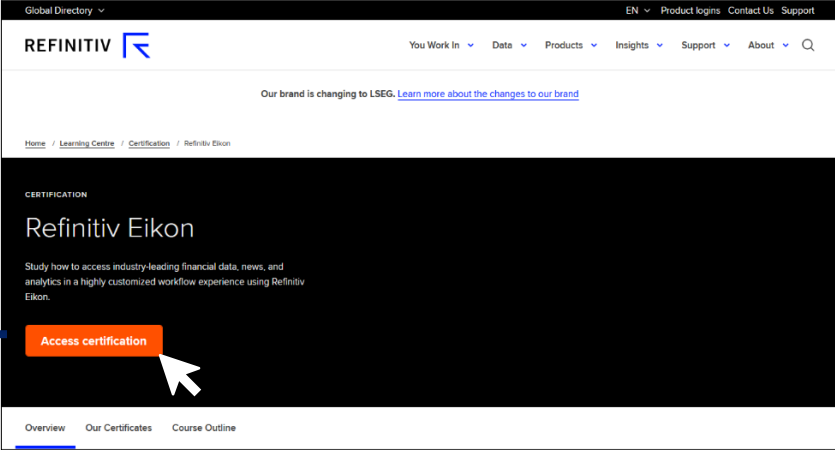


We recommend following the path to the certification courses for quicker registration. You can find various course types available in the middle of the page.



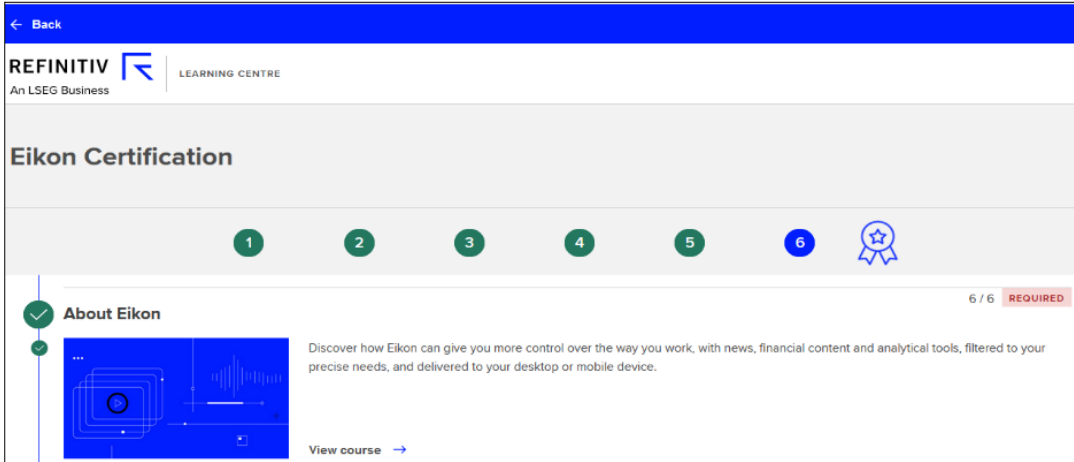
Select the Eikon Certification course from the three options on the new page, and after two clicks, you'll reach the certification webpage.

From the certification page you can reach the sign-in window. You can either log-in with an existing account or register as a new user.



During registration, you only need a WU email, and LSEG will send you a welcome password for the first entry, which you can later change to your preferred password.

After the registration you should have access to the main page of the certification course. This dashboard gives you access to all the videos



## 2. Course Structure

This certification course comprises 17 modules covering general terminal characteristics, setting adjustments, specific features, useful tools, and more. Each module includes from 2 to 15 videos around 1-5 mins each.

The initial modules help you become familiar with the terminal environment and customize personal settings. While they aren't required for the final assessment, you must watch all the videos to access the final test.

Starting from the 'Eikon Monitor App' module, you'll delve into financial analysis tools and general research. Keep in mind that final assignment questions are always related to the terminal toolbar, so it's essential to remember the functions of different apps.

### **About Eikon**

Introductory module. Discover how Eikon can give you more control over the way you work, with news, financial content, and analytical tools, filtered to your precise needs.

### **Getting Started with LSEG Eikon**

Introductory module. Start your LSEG Eikon journey by learning the basics, which includes a tour of the toolbar, Eikon menu, and the Search Box.

### **Managing the Eikon Workspace**

Learn how you can access and share your workspaces in Eikon.

### **Working with Layouts**

Learn how you can create, save, link, and add sheets to your layouts in LSEG Eikon.

### **Forgotten Passwords and Resets in LSEG Eikon**

Learn how you can reset your LSEG Eikon password in just a few easy steps and save the information about your account.

### **Expert Help with LSEG Eikon Live Chat**

Discover how to instantly connect with expert help using LSEG Eikon Live Chat.

[Attention: Eikon Live Chat is not activated on the WU terminals.]

---

## **The Eikon Monitor App**

Learn how to use the Monitor to watch instruments and multiple portfolios across all asset classes and in real-time. You can create and manage your own instrument lists, classify instruments, format, and organize columns, and create your own formulas.

## **Creating and Managing Alerts in Eikon**

Create and manage a variety of tailored alerts in Eikon to be informed the moment new information is available.

## **The News Monitor App**

LSEG Eikon contains an intuitive customizable news monitor with rich functionality. News monitoring offers the reliable real-time news coverage.

## **Top News App**

Watch this video to find out about the significant enhancements to the Top News app.

## **Using the Briefcase in Eikon**

Learn how you can save news stories, research documents, filings, and events to the My Briefcase (BRIEF) app in LSEG Eikon.

---

## **The Financial Chart App**

Learn more about the Financial Chart app in LSEG Eikon and how you can maximize its features.

---

## **Messenger Key Features**

Learn about the key LSEG Messenger features including adding contacts, creating groups, bilateral chats, setting alerts and more. This feature cannot be used among WU students.

## **Bilateral Chat on Messenger**

Users of LSEG Messenger, both on the standalone version and through the LSEG Eikon financial desktop, can now initiate bilateral chats in which access is systematically restricted to a maximum of two organizations.

[Attention: Bilateral Chat on Messenger is not activated on the WU terminals.]

---

## **Getting Started with Eikon in Microsoft Excel**

Learn how to set up the add-in in Microsoft Office and to be able to modify some useful settings.

## **Retrieving Data using Eikon Excel**

Learn the basics of how to extract LSEG data to Excel as well as to link them to other Office products.

### 3. Eikon Certification Assessment

The final test consists of 30 multiple-choice questions about the features of the Eikon terminal toolbar. Questions may have one or multiple correct answers. The questions are specific and require knowledge from terminal tools and video modules. You have 60 minutes to complete the test, and once a question is answered, you cannot return to it. To pass the test and earn the certificate, you need to score over 75% (at least 23 out of 30 questions). You have two attempts to complete the test.

The screenshot shows the Eikon Certification Assessment interface. At the top, there is a navigation bar with a home icon, the title 'Eikon Certification Assessment', and the REFINITIV logo with the tagline 'An LSEG Business'. Below the navigation bar, there is a sidebar on the left with a 'Hide' button, the title 'Eikon Certification Assessment', and a 'Notes' section. The main content area is titled 'Eikon Certification Assessment' and contains the following text:

**Product Certifications**  
This exam enables you to demonstrate your knowledge of LSEG products.

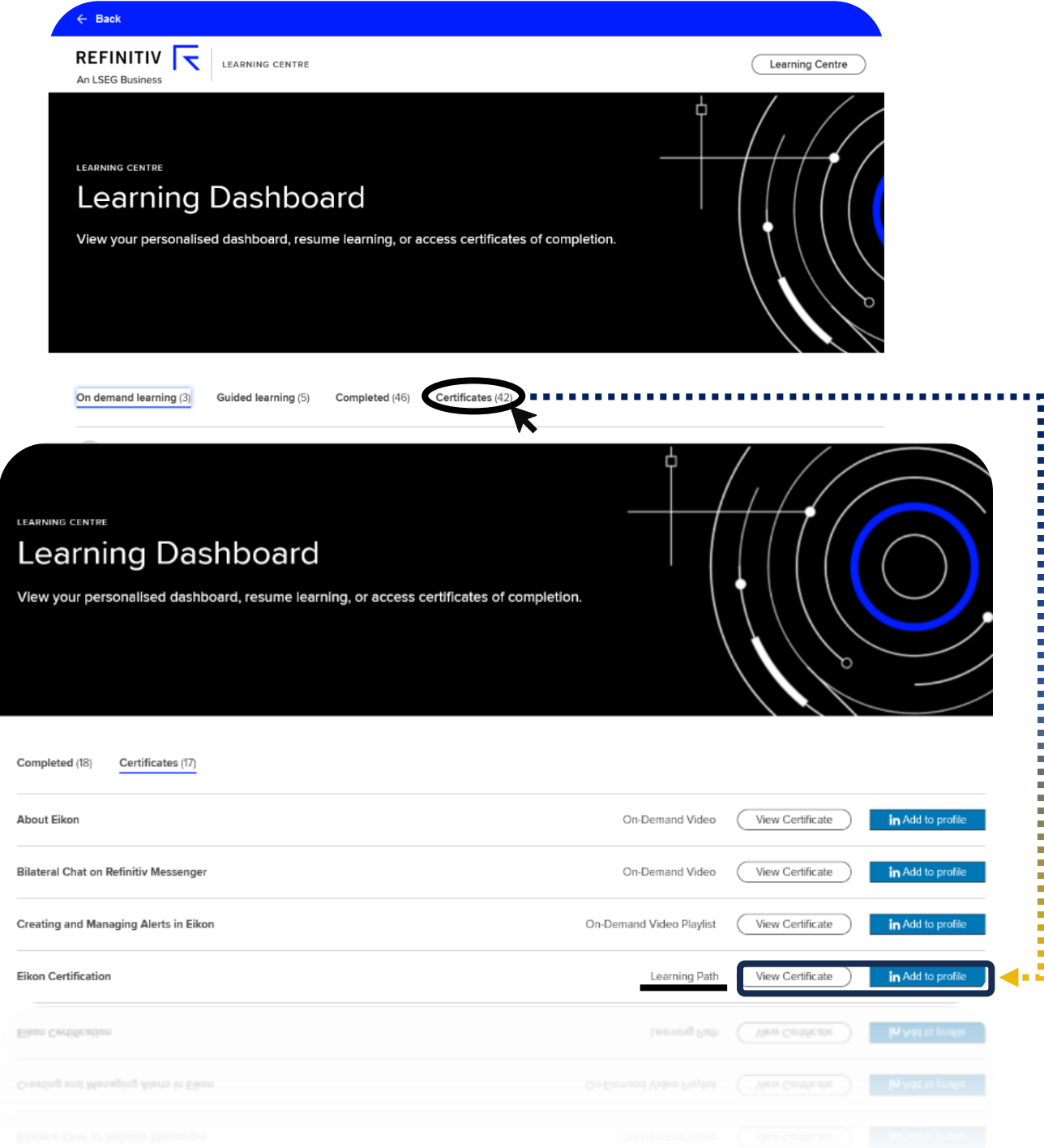
- The exam consists of **30 multiple-choice questions**
- You have **60 minutes** to complete the exam
- To pass the exam you must score **75%** or above
- You may have a total of 2 attempts at the exam

You are encouraged to use the product during the exam although you need to be careful to manage your time so that you answer all questions.

- If you finish before the end of allocated time, please click on the **Submit** button to submit your responses.
- If you do not finish within the allocated time, the exam-tool will automatically end your session and submit your achievements so far.
- Use the "**Next Question**" button to save your answer and move to the next question.

# 4. Downloading Your Certificate

After finishing each video module, you receive a module certificate. The final certificate is awarded upon successfully completing the final assignment. All certificates can be downloaded or added to your LinkedIn profile from the learning dashboard (<https://learningcentre.lseg.com/learn/dashboard>) The final certificates are grouped under 'Learning Path'.





## 5. Student FAQ

### **Do I need to be at the terminal to do the certificate program?**

No, the course can be completed without the need for additional exercises at the terminal. You only require access to the terminal for the final assessment.

### **What information is the most important for the test?**

To pass the final assignment, having access to the terminal is crucial. The test includes numerous exercises that require knowledge of specific buttons and algorithms. Take your time and refer to the videos and the terminal for valuable information. You can only make up to 7 mistakes, so it's important not to rush and give each question the attention it deserves since you cannot revisit a question once you've answered it.

### **What happens if I do not pass the test with both attempts?**

Unfortunately, there is no option for a retake after the second attempt of the final assignment. You can, however, obtain on-demand video certificates for the course. Alternatively, you can attempt registration with another email address, but this would require rewatching all the videos as there is no way to skip them; you must be on the webpage for the entire video duration.

### **I am experiencing some issues: How can I get support?**

Unfortunately, LSEG Team does not provide support for students directly. Please contact the library team. They will help you with the issue and in case if needed they can communicate with the LSEG support team.